

Your JCU on the PULSE Survey

JOYABLE



CLEAR



ACTIVE

COMPREHENSIVE



CHALLENGING



SUPPORTIVE



IT'S TIME FOR AN EARLY CHECK-IN

YourJCU on the PULSE survey is designed to be a check-in of your experiences early in a study period.

Are you clear on subject learning outcomes? Can you find your subject materials with ease?

WHY SO SOON?

We launch YourJCU on the PULSE survey early to make sure you are set for success at the start of the study period.

Your feedback can assist teaching staff to clarify areas of uncertainty.

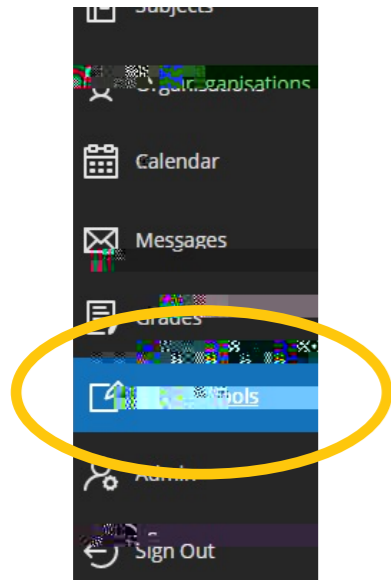
WE'RE HERE TO HELP

Successful students seek support

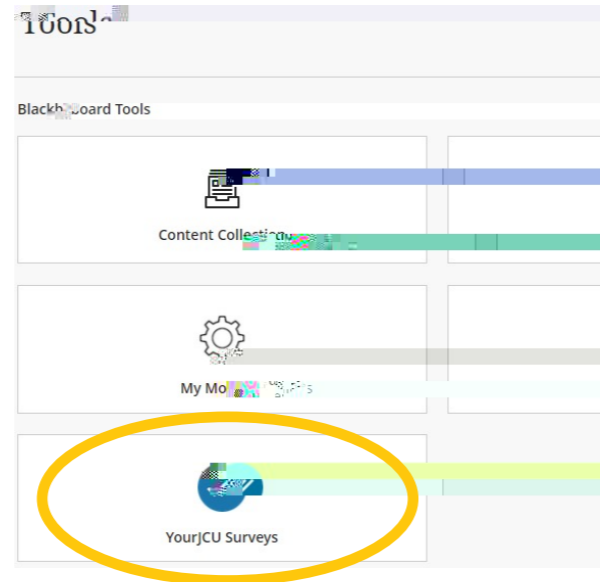
Don't wait! If there is something that you are unsure of, let us know so we can clarify and help to set you on the path to success in your subjects.

OPTION 1 - GO TO LEARNJCU (jcu.edu.au/learn)

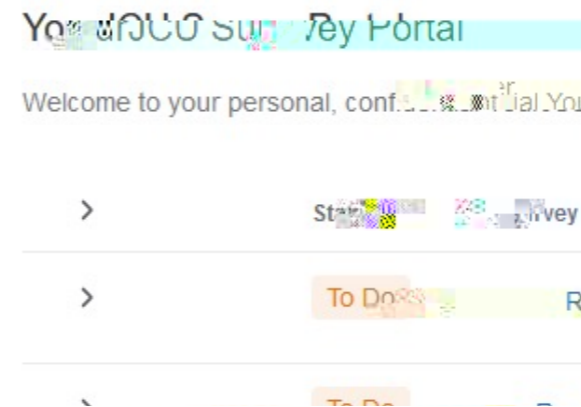
1. Select **Tools** from the menu



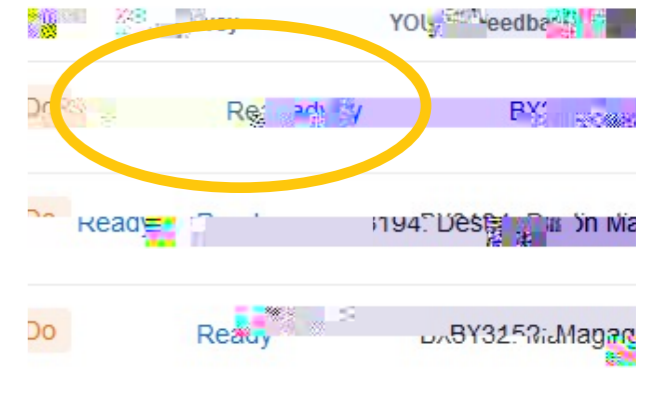
2. Select the **YourJCU Surveys** button



3. Your personal **Survey Portal** will open with available survey tasks



4. Click '**Ready**' to complete your feedback for the associated subject




OPTION 2 - EMAIL LINK

You can also access your personal Survey Portal by clicking on the unique link sent to your JCU student email.

Check for an email from:

TeachingEvaluation@JCU



EXPECT TO HEAR FROM US

We look forward to receiving your responses and will respond to the feedback within five university working days.

You can expect to hear from us in class, or via an announcement in LearnJCU.

THE WRAP UP

1. Successful students seek support, help is always available.
2. It's quick! Make a difference in just a few minutes.
3. Feeling on track? We still want to hear from you.

For more info, head to jcu.edu.au/yourjcusurvey